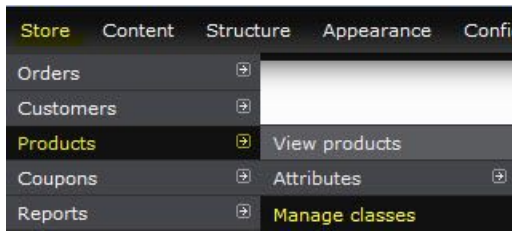


# CREATE A NEW PRODUCT CLASS



## Add a class 1

### Class ID \*

The machine-readable name of this content type. The URL of the `create_content` page. This name must be

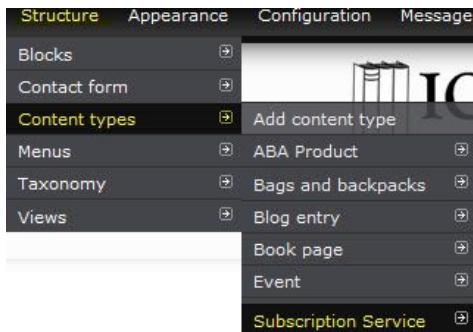
### Class name \*

The human-readable name of this content type as i

### Description

Save 2

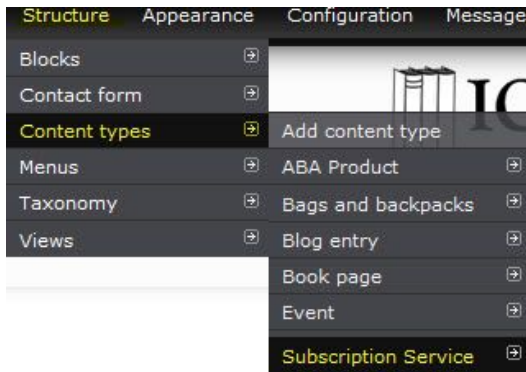
# MANAGE AUTHORIZING INFORMATION *(if you wish to change the default)*



<b>Submission form settings</b> Name	<input type="checkbox"/> Display author and date Author username and p
<b>Publishing options</b> Published	
<b>Display settings</b> Don't display post information	<span style="color: red; font-weight: bold; border-radius: 50%; padding: 2px 5px;">1</span>
<b>Menu settings</b>	
<b>Ubercart product settings</b> Product and its derivatives are shippable.	

Save content type 2

# MANAGE THE SHIPPING SETTINGS



**Submission form settings**  
Name

**Publishing options**  
Published

**Display settings**  
Don't display post information

**Menu settings**

**Ubercart product settings** 1  
Not shippable

2  Product and its derivatives  
This setting can still be ov

**Product image field**  
Image   
The selected field will be use

3 Save content type

# MANAGE THE TAX SETTINGS



NAME	RATE	TAXED PRODUCTS	TAXED PRODUCT TYPES	TAXED LINE ITEMS	WEIGHT	OPERATIONS
Tax	10.25%	Any product	aba_product, bags_and_backpacks, eventtick	coupon	1	<a href="#">edit</a> <a href="#">conditions</a>
NY Tax	8.375%	Any product	aba_product, bags_and_backpacks, eventtick	coupon, shipping	0	<a href="#">edit</a> <a href="#">conditions</a>

## Taxed product types

- ABA Product
- Product
- Bags and backpacks
- Event Ticket
- Gift Card
- ICI Bookstore Gear
- Misc. Service
- Mug
- Online Only Gift Code
- Stationary
- Subscription Service

Submit **3**

## ADD ATTRIBUTES

### CREATE THE ATTRIBUTE FOR 'SUBSCRIPTION SCHEDULE'

Store	Content	Structure	Appearance	Configuration	Message Center
Orders					
Customers					
Products		View products			
Coupons		Attributes		Add an attribute	
Reports		Manage classes			

#### Name \*

Subscription Schedule **1**

The name of the attribute used in administrative

#### Label **2**

How often would you like shipments sent?

Enter a label that customers will see instead of

#### Help text

Optional. Enter the help text that will display **3**

Make this attribute required, forcing the customer to select an option. **3**

Selecting this for an attribute will disregard the attribute's display type. May be overridden at the product level.

#### Display type **4**

Select box **4**

This specifies how the options for this attribute will be displayed. May be overridden at the product level.

#### List position

0

Multiple attributes on an add to cart form are displayed in order of list position. May be overridden at the product level.

Submit **5** Cancel

+ Add an option **6**

**Name \*** 7

Once

This name will appear to customers o

**List position**

0 ▾

Options will be listed sorted by this va  
May be overridden at the product leve

**DEFAULT ADJUSTMENTS**

Enter a positive or negative valu  
Any of these may be overridden a

**Cost**

\$ 0

**Price**

\$ 0

**Weight**

0

8

Submit Cancel

Repeat steps 6-9 until you have created all preferred options for this attribute - *Example: Every 3 months & Every 6 months.*

## CREATE THE ATTRIBUTE FOR 'SHIPPING INFORMATION'



**Name \***

1

Shipping Information

The name of the attribute used in admin

**Label**

2

Is this being sent to the billing address?

Enter a label that customers will see inst

**Help text**

**Option** Enter the help text that will dis

**Make this attribute required, forcing t**

Selecting this for an attribute will dis  
May be overridden at the product leve

**Display type**

4

Select box

This specifies how the options for this at  
May be overridden at the product level.

**List position**

0

Multiple attributes on an add to cart form  
May be overridden at the product level.

Submit

Cancel

Options for *Shipping Information*

6

+ Add an option

**Name \***

7

Yes

This name will appear to customers

Submit

Cancel

Repeat steps 6-9 until you have created all attribute options needed - *Example: 'No' needs to be created as well.*

If the answer is No, you will need fields for the recipient name and address to be collected:



**Name \*** 1

Recipient Name

The name of the attribute used in administra

**Label** 2

First and Last name of the recipient

Enter a label that customers will see instead

**Help text** 3

Enter the help text that will display

**Make this attribute required, forcing the c**

Selecting this for an attribute will disregar  
May be overridden at the product level.

**Display type** 4

Text field

This specifies how the options for this attri  
May be overridden at the product level.

**List position**

0

Multiple attributes on an add to cart form are  
May be overridden at the product level.

5

Submit Cancel

Repeat steps 1-5 until you have created all attribute options needed - *Example: Recipient Address*

### CREATE THE ATTRIBUTE FOR 'SHIPPING METHOD'



**Name \*** 1  
Shipping Method  
The name of the attribute used in administrative forms

**Label** 2  
How would you like the subscription sent?  
Enter a label that customers will see instead of the attrit

**Help text** 3  
Optional Enter the help text that will display beneath th

**Make this attribute required, forcing the customer to**  
Selecting this for an attribute will disregard any defat  
May be overridden at the product level.

**Display type** 4  
Radio buttons  
This specifies how the options for this attribute will be p  
May be overridden at the product level.

**List position**  
0  
Multiple attributes on an add to cart form are sorted by  
May be overridden at the product level.

5  
Submit Cancel

## Options for *Shipping Method*

6  
[+ Add an option](#)

## Options for *Shipping Method*

**Name \***

Ground 3-5 days \$5.99

This name will appear to customers on prod

**List position**

0 

Options will be listed sorted by this value an  
May be overridden at the product level.

### DEFAULT ADJUSTMENTS

Enter a positive or negative value for e  
Any of these may be overridden at the p

**Cost**

\$ 0

**Price**

\$ 0

**Weight**





0

Submit

Cancel

Repeat steps 6-9 until you have created all attribute options needed - *Example: we'll also create a 'Media Mail 10-14 days \$2.99' option for this sample subscription.*

## CREATE THE ATTRIBUTE FOR 'GIFT WRAP'

Store	Content	Structure	Appearance	Configuration	Message Center
Orders					
Customers					
Products		View products			
Coupons		Attributes		Add an attribute	
Reports		Manage classes			



**Name \*** 1

Gift Wrap

The name of the attribute used in administrative forms

**Label** 2

Would you like each shipment gift wrapped for \$0.99 ext

Enter a label that customers will see instead of the attri

**Help text**

**Optional.** Enter the help text that will display beneath th

3 Make this attribute required, forcing the customer to

Selecting this for an attribute will disregard any defa  
May be overridden at the product level.

**Display type** 4

Select box

This specifies how the options for this attribute will be  
May be overridden at the product level.

**List position**

0

Multiple attributes on an add to cart form are sorted by  
May be overridden at the product level.

5 Submit Cancel

+ Add an option 6

**Name \*** 7

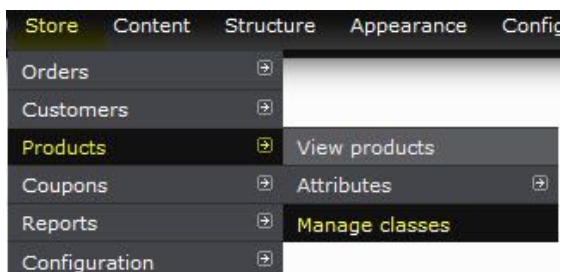
Yes

Yes

8 Submit Cancel

Repeat steps 6-9 until you have created all attribute options needed - *Example: we'll also create a 'No' option.*

## ATTACH THE ATTRIBUTE(S) TO THE PRODUCT CLASS



subscription\_service

Subscription Service

1

[edit](#) [delete](#)

2

EDIT

ATTRIBUTES

OPTIONS

REMOVE

NAME

3

You must first [add attributes to this class](#).

### Attributes

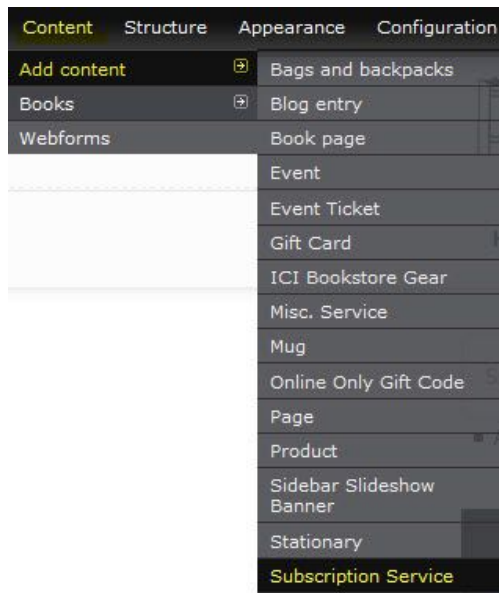
4

- From
- Gift Card Amount
- Gift Wrap
- Message
- Message to Recipient
- Mug Size
- Online Only Gift Code Amount
- Recipient Address
- Recipient Email
- Recipient Name
- Sender's Name
- Shipping Information
- Shipping Method
- Subscription Schedule
- T-Shirt Size
- To

Add attributes

[Cancel](#)

# CREATE THE SUBSCRIPTION SERVICE PRODUCT



**Name \*** 1  
Bestseller Book Readers

**Description (Edit summary)** 2

Our 'Bestseller Book Readers' subscription is a great way to get y  
Each package will include: one recent bestselling book,one bookn

**IMAGE** 3

**Add a new file**

bestsellerslogo.jpg

Files must be less than 32 MB.  
Allowed file types: **png gif jpg jpeg**.

**Product information**  
SKU: BestsellersSS1, Sell price: \$5.00,  
Not shippable

**Shipping settings**

**Menu settings**  
Not in menu

**Book outline**  
Not in book

**SKU \*** 4  
BestsellersSS1  
Product SKU/model.

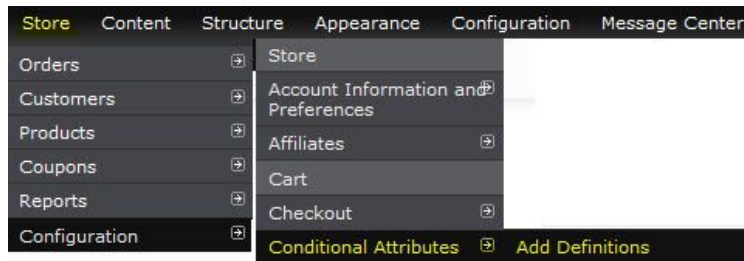
**List price**  **Sell price \***   
\$ 5.00      \$ 0      \$ 5.00

The listed MSRP.      Your store's cost.      Customer purchase price.

5

6

# CONFIGURE CONDITIONAL ATTRIBUTES (optional)



## Product classes \*

- ABA Product
- Bags and backpacks
- Subscription Service
- T-shirt
- product

Select one or more product classes that this defini

## Select parent attribute

Shipping Information

## Select parent attribute's option

Yes  
No

## Type of dependency

- Disable
- Enable

## Select dependent attributes

Shipping Information  
Recipient Name  
Recipient Address  
Shipping Method

Hold ctrl + click to select multiple values.

Save Definitions



## SUBSCRIPTION SERVICE

PARENT ATTRIBUTE	PARENT ATTRIBUTE'S OPTION	DEPENDENT ATTRIBUTE	TYPE	ACTIONS
Shipping Information	No	Recipient Name	enable	<a href="#">Delete</a>
Shipping Information	No	Recipient Address	enable	<a href="#">Delete</a>